

**Corporate:**  
202 Plaza Drive  
Manchester, PA 17345  
Ph: 717/266-8762  
Fax: 717/266-7803



**Manufacturing:**  
7620 Flagstone Drive  
Fort Worth, TX 76118  
Ph: 817/590-2818  
Toll Free: 877/590-7366  
Fax: 817/590-0505

### Generic Alternator Information Checklist

#### Basic Chassis Information:

- 1) Year: \_\_\_\_\_ 2) Make: \_\_\_\_\_ 3) Model: \_\_\_\_\_
- 4) Body Builder: \_\_\_\_\_ 5) Engine Make & Size: \_\_\_\_\_ 6) Gas \_\_\_ Diesel \_\_\_
- 7) What is/are the alternator mount style(s) (see attached page): \_\_\_\_\_
- 8) What will the chassis be used for (bus, fire truck, snowplow, etc.): \_\_\_\_\_
- 9) What will be your amperage requirement at engine idle? \_\_\_\_\_ amps.
- 10) What is the engine RPM at idle? \_\_\_\_\_ RPM.
- 11) Does the vehicle have a system to raise engine RPM at idle? Yes No
- 12) What is the total amperage requirement of the vehicle? \_\_\_\_\_
- 13) Does your vehicle have one or two alternators and are they factory-installed alternators? \_\_\_\_\_

If Not Factory Installed Alternators, who manufactured them? \_\_\_\_\_

*The following questions may apply if you're building a bus or doing a retrofit:*

Shuttle bus manufacturers use different parts suppliers for add-on air conditioning. This add-on A/C usually requires an additional A/C compressor, mounting bracket, and a different drive belt. Since the A/C mount brackets are not all the same, different versions of our alternators have been requested by the manufacturers to allow for proper mounting and belt/pulley alignment as well as specific output post positioning for A/C line clearance.

- 14) Does it already have a PennTex alternator installed on it and do you have the model number or serial number or both? Model# \_\_\_\_\_ Serial# \_\_\_\_\_
- 15) What company supplied the air conditioning components? (American Cooling Technologies, Carrier, Bracketry Systems, Inc. (BSI), etc.) \_\_\_\_\_
- 16) How many air conditioning systems does your vehicle have? Most buses will have the factory system in the dash with an additional system in the rear or on the roof. \_\_\_\_\_
- 17) How many air conditioning compressors does your vehicle have? There will be either (circle) one or two: the factory compressor and an add-on compressor, or the factory compressor alone, possibly using a tie-in ("T") system to connect the rear A/C evaporator hoses to the stock A/C lines and condenser.
- 18) If there are two compressors, does the add-on compressor have its own drive belt or does it use the factory drive belt? There is only one serpentine belt in an original factory system, and some add-on systems use a second belt to drive the additional compressor. \_\_\_\_\_
- 19) (Ford ONLY) If there is only the factory Ford air conditioning compressor and you have a tie-in system for the rear air conditioning, does your vehicle have the OEM L57 Prep Package from Ford? YES NO (PennTex has a bracket kit for this combination).

When you have the answers to these questions call PennTex toll-free at 877-590-7366 or fax this completed page to 817-590-0505 to confirm your correct charging system and recommended support bracket and belt kit. Please remember that retrofit upgrades to PennTex Heavy Duty High Amperage Charging Systems will also require the upgrade of battery cables to 2-gauge or larger to prevent any damage from the use of undersize cables.

Your Name: \_\_\_\_\_ Company: \_\_\_\_\_

Phone: \_\_\_\_\_ Fax: \_\_\_\_\_

email: \_\_\_\_\_

Additional info: \_\_\_\_\_

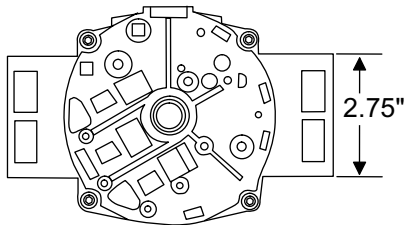
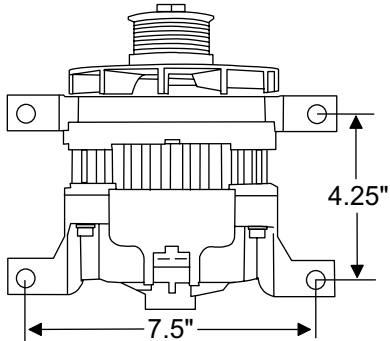
**PERFORMANCE ENDURANCE AND SATISFACTION**

# Examples of Various Alternator Mount Styles (Bolt Patterns)

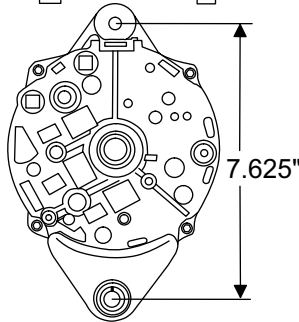
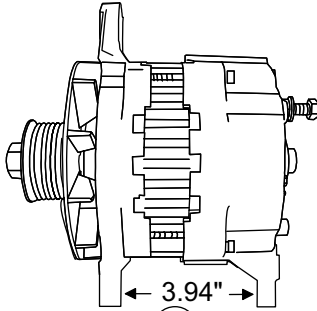
If used on performance applications these would bolt in stock locations on some vehicles or a mount bracket would have to be fabricated by the installer for others.

Click on alternator drawings for more alternator information

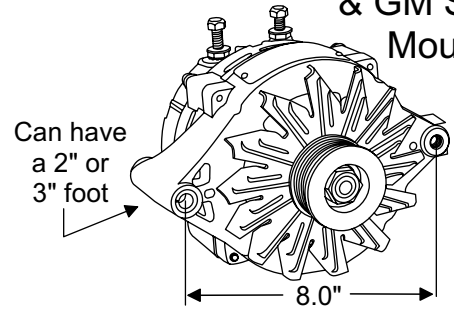
**Small Frame Pad Mount  
(Delco 21/22 SI Style)**



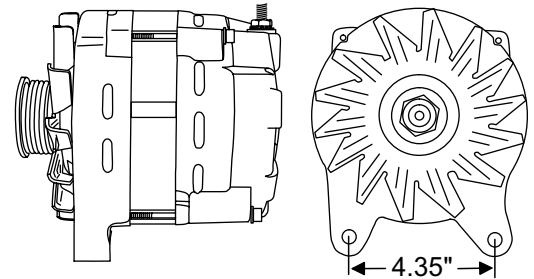
**Small Frame J - Mount  
(Delco 21/22 SI Style)**



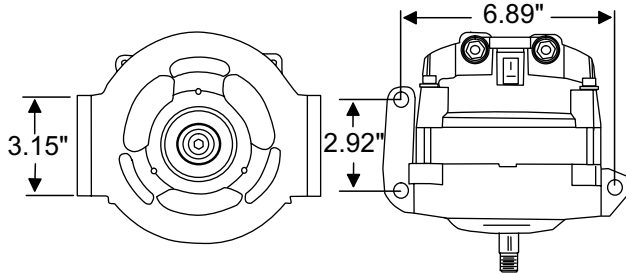
**Early Ford & GM Spool Mount**



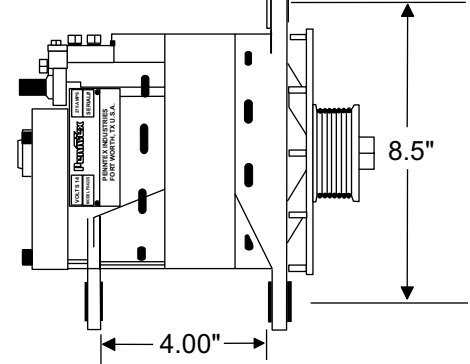
**Ford Modular Mount  
(4G/6G Style)**



**Ford Large Frame  
Tangent Mount (Ford 2G/3G Style)**

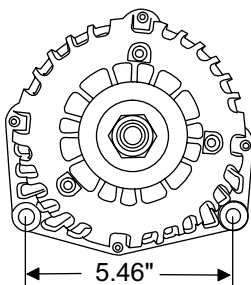
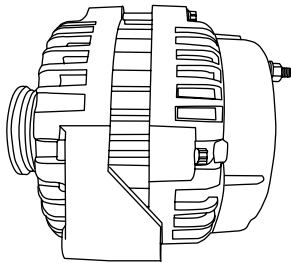


**Large Frame J-180  
Hinge Mount**

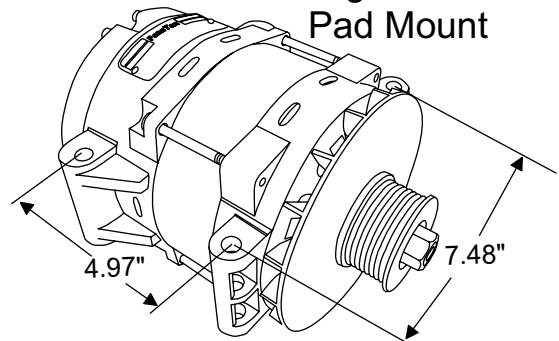


**GM Vortec Mount  
(Delco AD244 or DR44G Style)**

SCALE: NONE



**Large Frame  
Pad Mount**



all measurements are for reference only