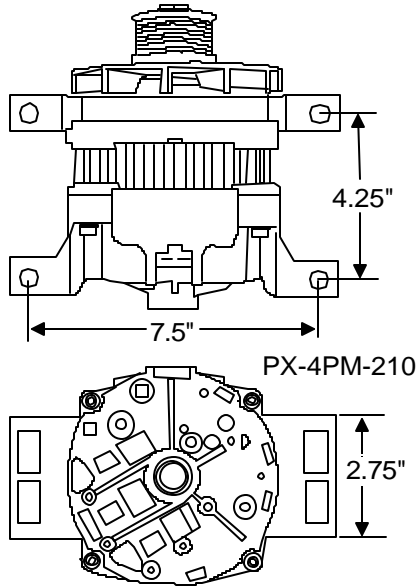


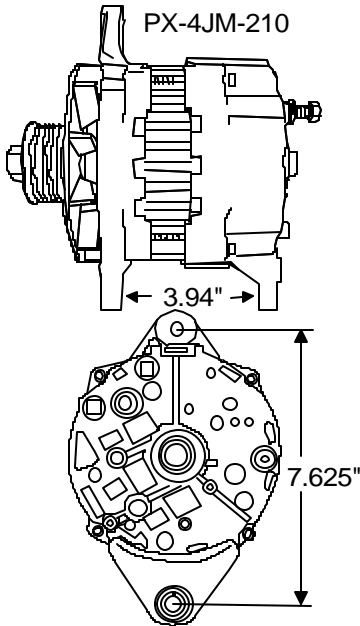
Examples of Various Alternator Mount Styles

See www.penntexusa.com. click on alternator drawings for more information

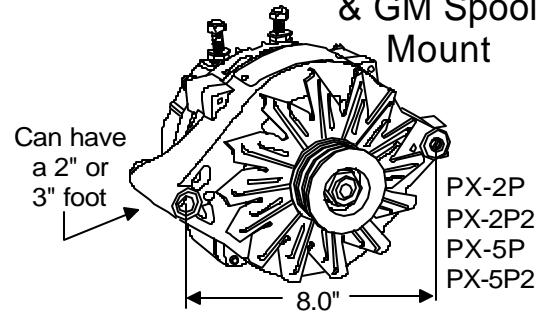
**Small Frame Pad Mount
(Delco 21/22 SI Style)**



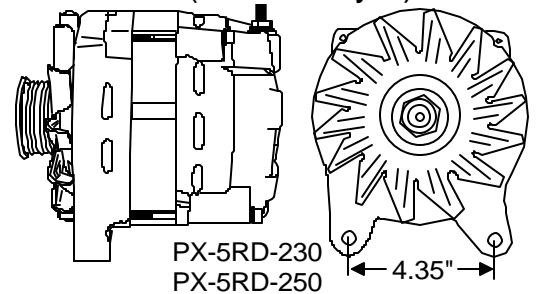
**Small Frame J - Mount
(Delco 21/22 SI Style)**



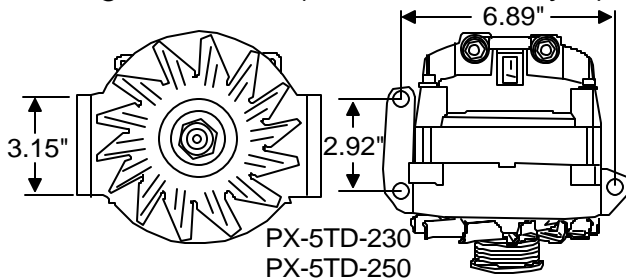
**Early Ford
& GM Spool Mount**



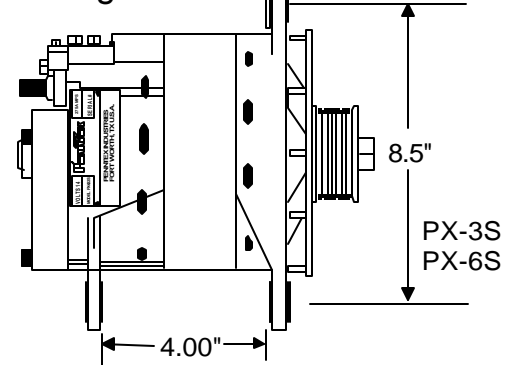
**Ford Modular Mount
(4G/6G Style)**



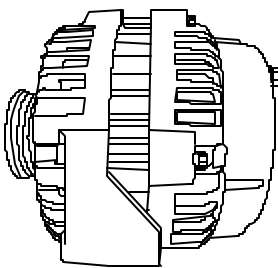
**Ford Large Frame
Tangent Mount (Ford 2G/3G Style)**



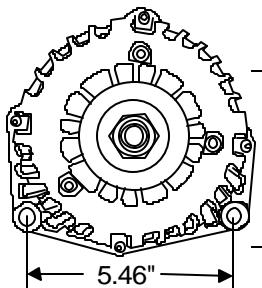
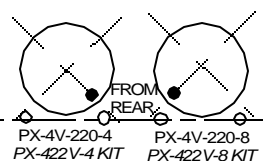
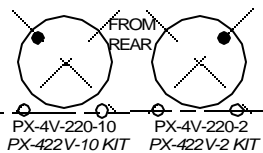
**Large Frame J-180
Hinge Mount**



**GM Vortec Mount
(Delco AD244 or DR44G Style)**



PX-4V-220
Available with 4 different output post locations in relation to the front housing mounting bolts: Contact PennTex for specific information



SCALE: NONE

**Large Frame
Pad Mount**

